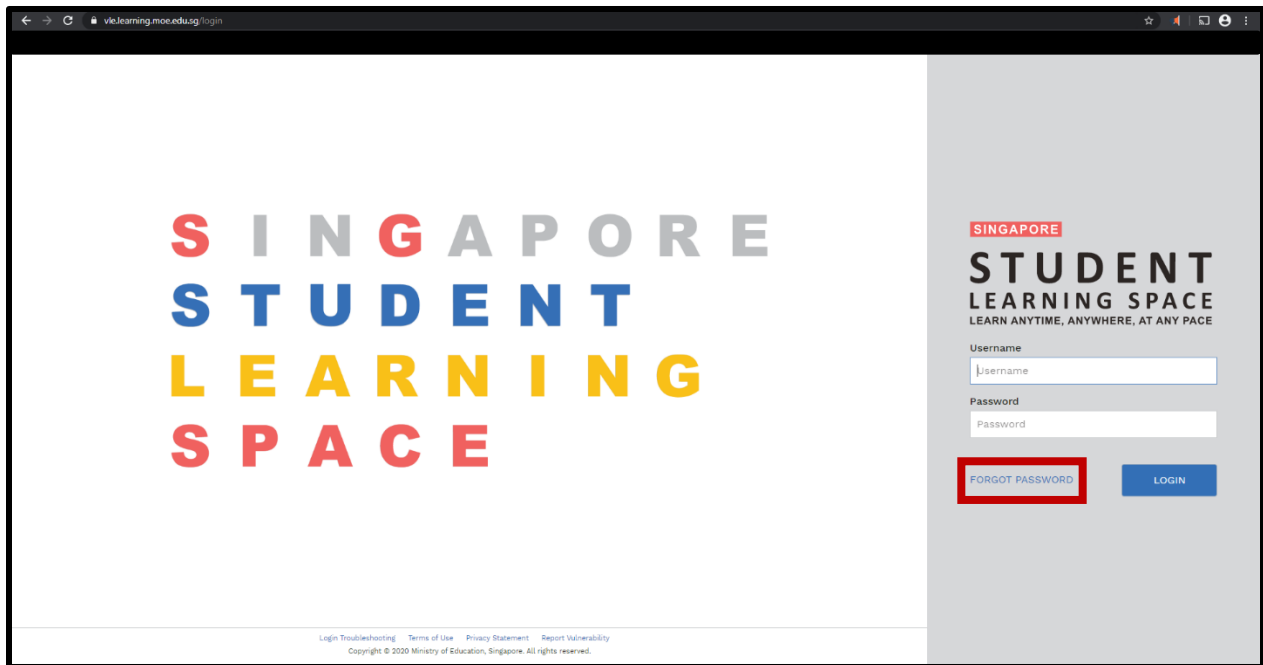


Once you're on the SLS Webpage, Click on "*FORGOT PASSWORD*";

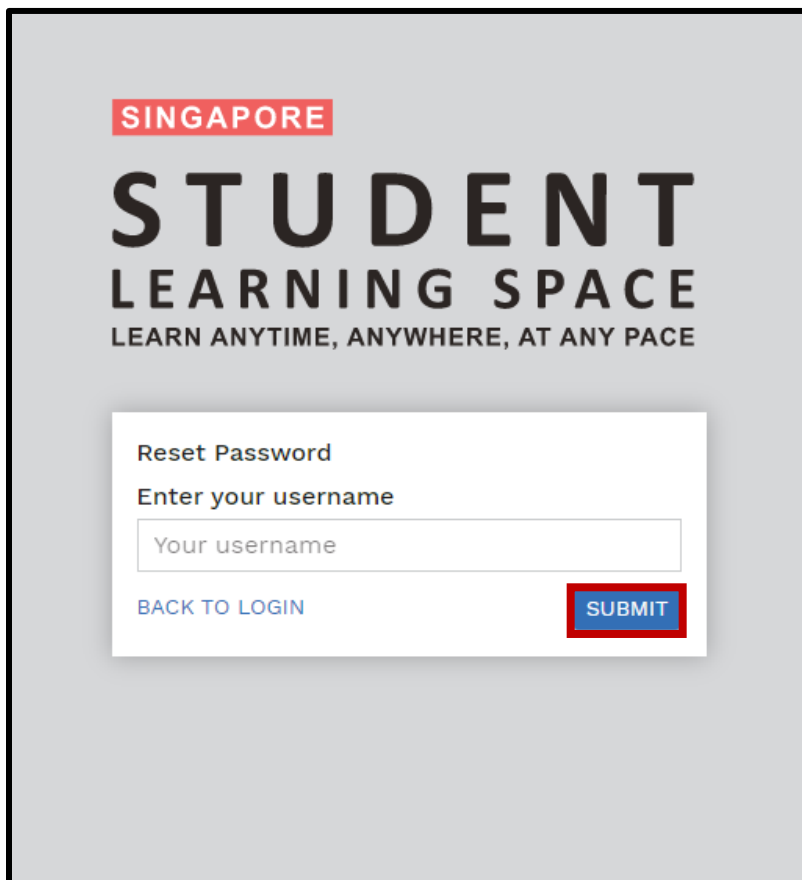


The screenshot shows the Singapore Student Learning Space (SLS) login page. The browser address bar displays `vle.learning.moe.edu.sg/login`. The main content area on the left features the SLS logo with the text "SINGAPORE STUDENT LEARNING SPACE" in large, colorful letters. On the right, there is a login form with the following elements:

- A red box containing the text "SINGAPORE".
- The text "STUDENT LEARNING SPACE" in large, bold, black letters.
- The tagline "LEARN ANYTIME, ANYWHERE, AT ANY PACE" in smaller, black letters.
- A "Username" label above a text input field.
- A "Password" label above a text input field.
- A red box containing the text "FORGOT PASSWORD" and a blue button labeled "LOGIN".

At the bottom of the page, there is a footer with links for "Login Troubleshooting", "Terms of Use", "Privacy Statement", and "Report Vulnerability", along with a copyright notice: "Copyright © 2020 Ministry of Education, Singapore. All rights reserved."

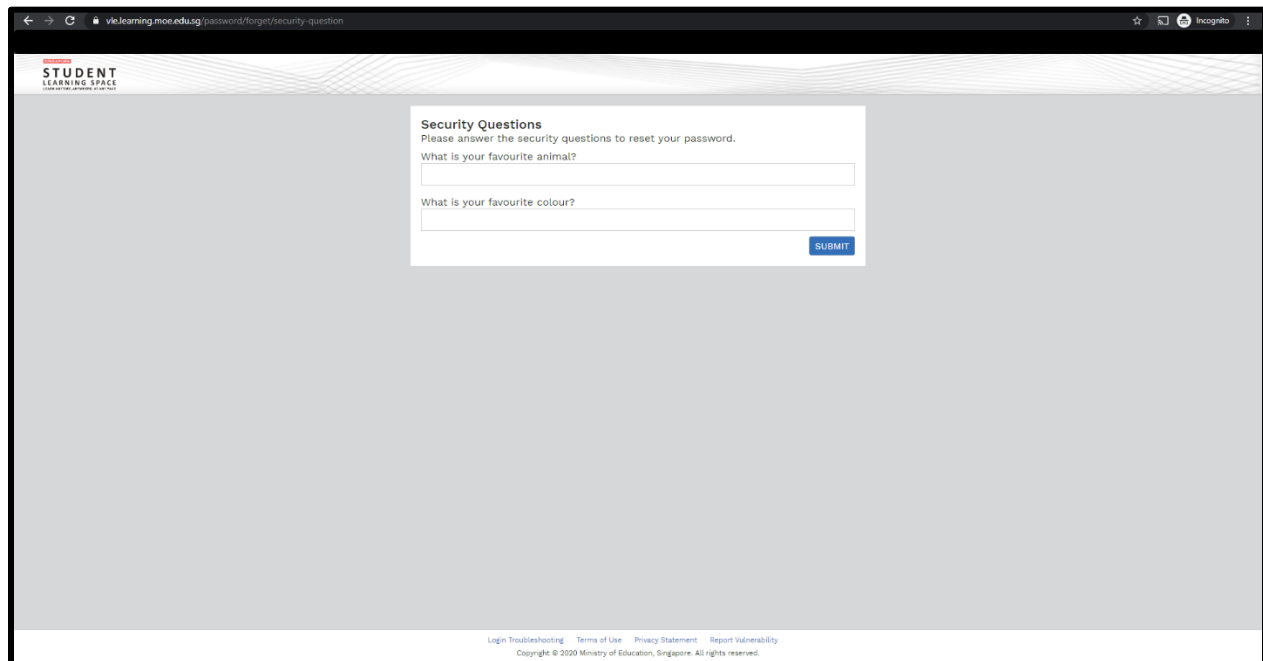
Key in your SLS Username on the FORGOT PASSWORD Screen – Click *SUBMIT*;



The screenshot shows the "Reset Password" screen on the SLS website. The background is a solid light gray. At the top, there is a red box with the text "SINGAPORE" and the text "STUDENT LEARNING SPACE" in large, bold, black letters, followed by the tagline "LEARN ANYTIME, ANYWHERE, AT ANY PACE". In the center, there is a white rectangular box containing the following elements:

- The text "Reset Password" in bold.
- The text "Enter your username" in bold.
- A text input field with the placeholder text "Your username".
- Two buttons at the bottom: a blue button labeled "BACK TO LOGIN" and a blue button labeled "SUBMIT". The "SUBMIT" button is highlighted with a red box.

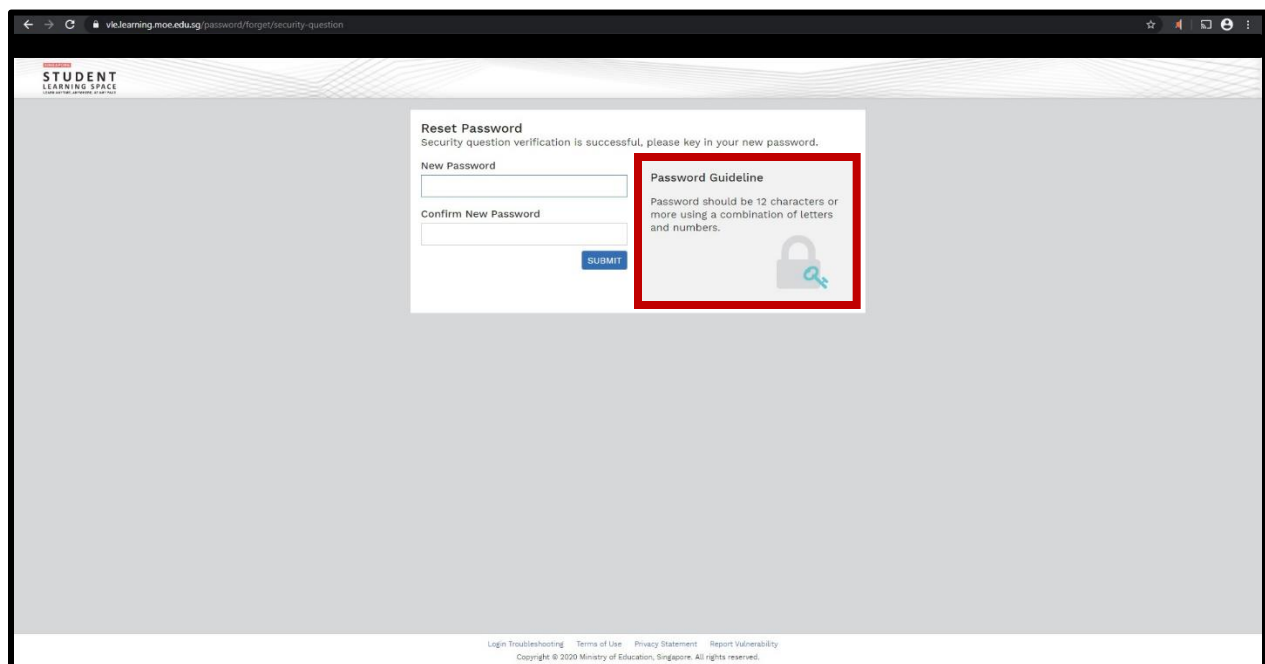
You will be directed to the *Security Questions* Screen where you'll key in the Answers to your Security Questions, created when you first login to SLS;



The screenshot shows a web browser window with the URL `vle.learning.moe.edu.sg/password/forget/security-question`. The page header includes the "STUDENT LEARNING SPACE" logo. The main content area is titled "Security Questions" and contains the instruction: "Please answer the security questions to reset your password." Below this, there are two text input fields: "What is your favourite animal?" and "What is your favourite colour?". A blue "SUBMIT" button is located at the bottom right of the form. The footer contains links for "Login Troubleshooting", "Terms of Use", "Privacy Statement", and "Report Vulnerability", along with a copyright notice: "Copyright © 2020 Ministry of Education, Singapore. All rights reserved."

Upon answering your Security Questions successfully, you'll be directed to *Reset Password* Screen – Create your New Password and note it down so you won't forget;

Do refer to the Password Guideline if you need assistance to create your SLS Password.



The screenshot shows a web browser window with the URL `vle.learning.moe.edu.sg/password/forget/security-question`. The page header includes the "STUDENT LEARNING SPACE" logo. The main content area is titled "Reset Password" and contains the instruction: "Security question verification is successful, please key in your new password." Below this, there are two text input fields: "New Password" and "Confirm New Password". A blue "SUBMIT" button is located at the bottom right of the form. To the right of the form, there is a "Password Guideline" box with a red border, containing the text: "Password should be 12 characters or more using a combination of letters and numbers." Below the text is a padlock icon with a keyhole. The footer contains links for "Login Troubleshooting", "Terms of Use", "Privacy Statement", and "Report Vulnerability", along with a copyright notice: "Copyright © 2020 Ministry of Education, Singapore. All rights reserved."